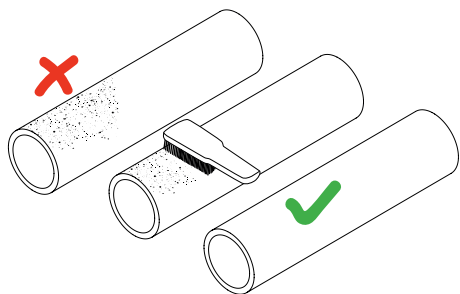
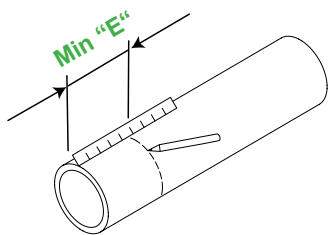


PREPARAÇÃO DO TUBO

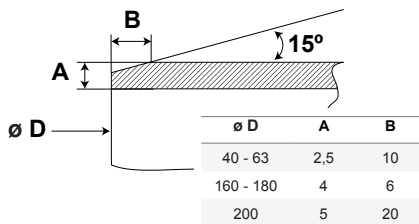


1. Limpar o tubo

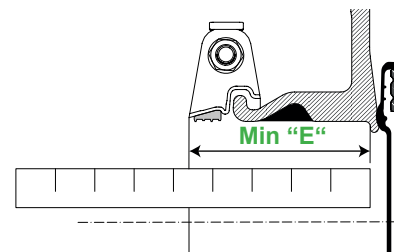
DN	Min. "E" mm
DN 50	86
DN 65	94
DN 80	97
DN 100	102
DN 125	108
DN 150	125
DN 200	138



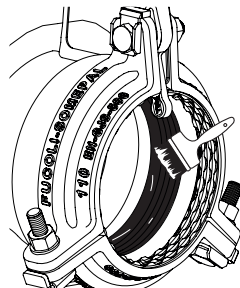
4. Marcar a profundidade (E) de inserção no tubo



2. Chanfrar o tubo




3. Ver a profundidade (E) de inserção do tubo no produto




5. Lubrifique o vedante da boca e o tubo. Não utilize óleo


INSTRUÇÕES DE MONTAGEM




1. Aliviar os parafusos




2. Levantar a patilha stop




3. Inserir o tubo até ao batente




4. Retirar a patilha stop




5. Apertar o sistema de bloqueio

Parafusos		Binários
50 / 63		
65 / 75		
80 / 90	M10	17 mm
100 / 110		
125 / 125		
150 / 160	M12	19 mm
200 / 200		

DESMONTAGEM



1. Desapertar os parafusos



2. Retirar o tubo

SEDE
Estrada de Coselhas
3000-125 Coimbra - PORTUGAL
Tel.: (+351) 239 490 100
Fax: (+351) 239 490 198
comercial.sede@fucoli-somepal.pt

FILIAL
Rua de Aveiro 50
3050-420 Pampilhosa - PORTUGAL
Tel.: (+351) 239 490 100
Fax: (+351) 231 949 292
comercial.filial@fucoli-somepal.pt